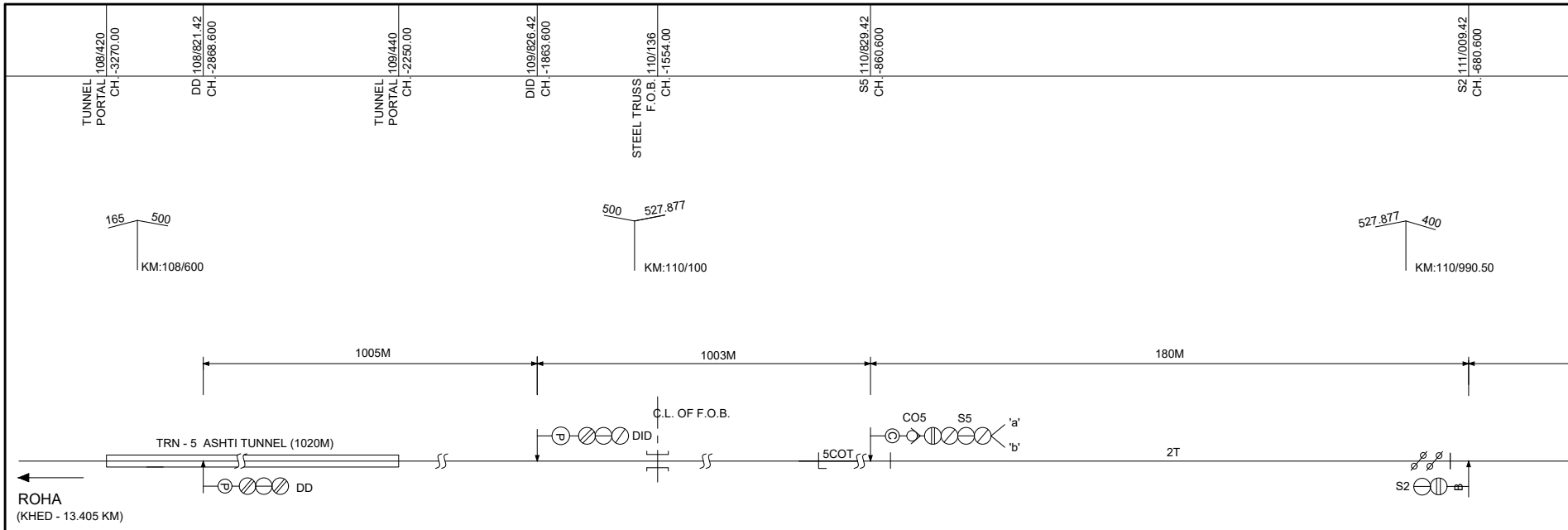
TUNNEL PORTAL 108/420 CH. -3270.00
DD 108/821.42 CH. -2868.600
TUNNEL PORTAL 109/440 CH. -2250.00
DID 109/826.42 CH. -1863.600
STEEL TRUSS F.O.B. 110/136 CH. -1554.00
S5 110/829.42 CH. -860.600
S2 111/009.42 CH. -680.600
165
500
KM:108/600
500
527.877
KM:110/100
527.877
400
KM:110/990.50
1005M
1003M
180M
C.L. OF F.O.B.
CO5
S5
'a'
'b'
DID
TRN - 5 ASHTI TUNNEL (1020M)
5COT
2T
DD
S2
ROHA
(KHED - 13.405 KM)

DN - SIGNAL ASPECT CONTROL CHART →

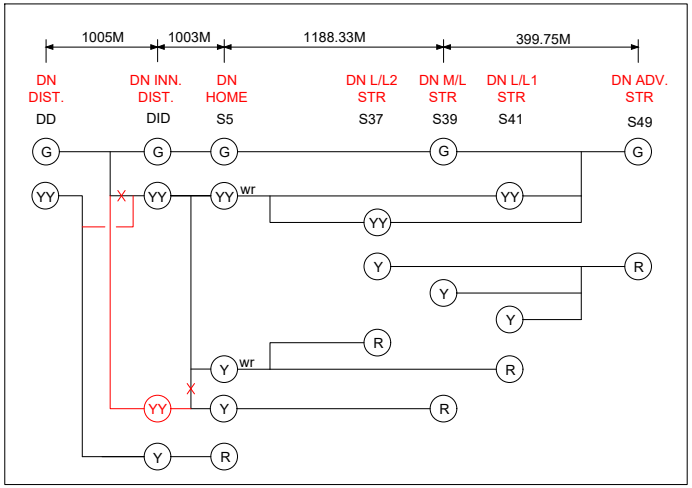
1005M
1003M
1188.33M
399.75M
DN DIST.
DD
DN INN. DIST.
DID
DN HOME
S5
DN L/L2 STR
S37
DN M/L STR
S39
DN L/L1 STR
S41
DN ADV. STR
S49
G
YY
wr
Y
R
X

wr - WITH ROUTE INDICATOR

SR. NO.	POINTS NO.	ANGLE OF T/OUT
1.	101/102	1 IN 12 (C.S.)
2.	103/104	1 IN 12 (C.S.)
3.	107	D.S.
4.	115/116	1 IN 12 (C.S.)
5.	119/120	1 IN 12 (C.S.)

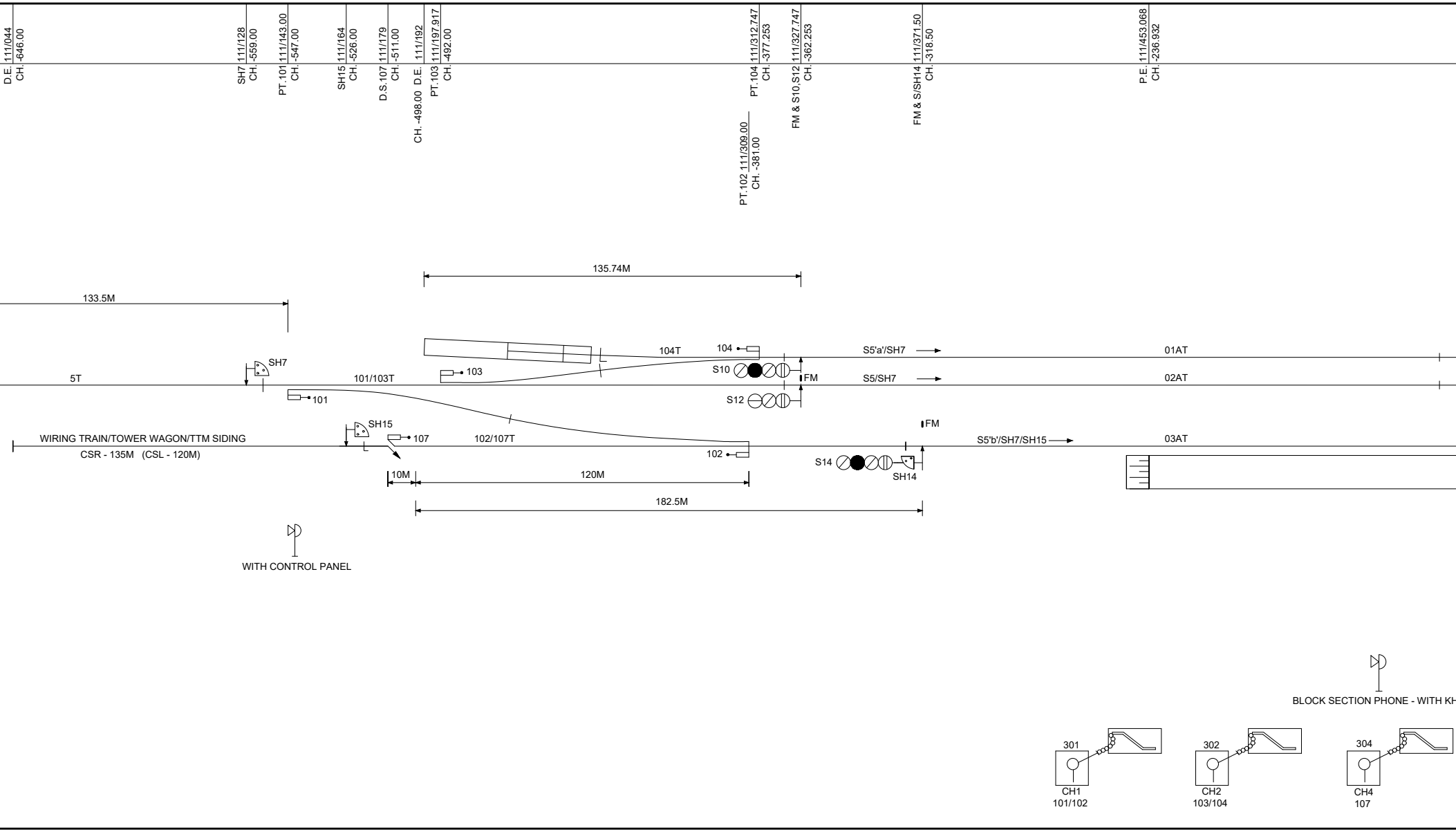
D.E. 111/044 CH. -646.00
SH7 111/128 CH. -559.00
PT.101 111/143.00 CH. -547.00
SH15 111/164 CH. -526.00
D.S.107 111/179 CH. -511.00
D.E. 111/192 CH. -498.00
PT.103 111/197.917 CH. -492.00
PT.104 111/312.747 CH. -377.253
PT.102 111/309.00 CH. -381.00
FM & S10,S12 111/327.747 CH. -362.253
FM & S/SH14 111/371.50 CH. -318.50
P.E. 111/453.068 CH. -236.932
135.74M
133.5M
104T
104
S5'a'/SH7
01AT
SH7
103
S10
5T
101/103T
FM
S5/SH7
02AT
101
S12
SH15
FM
WIRING TRAIN/TOWER WAGON/TTM SIDING
107
102/107T
S5'b'/SH7/SH15
03AT
CSR - 135M (CSL - 120M)
102
S14
SH14
10M
120M
182.5M
WITH CONTROL PANEL
BLOCK SECTION PHONE - WITH KH
301
302
304
CH1
101/102
CH2
103/104
CH4
107

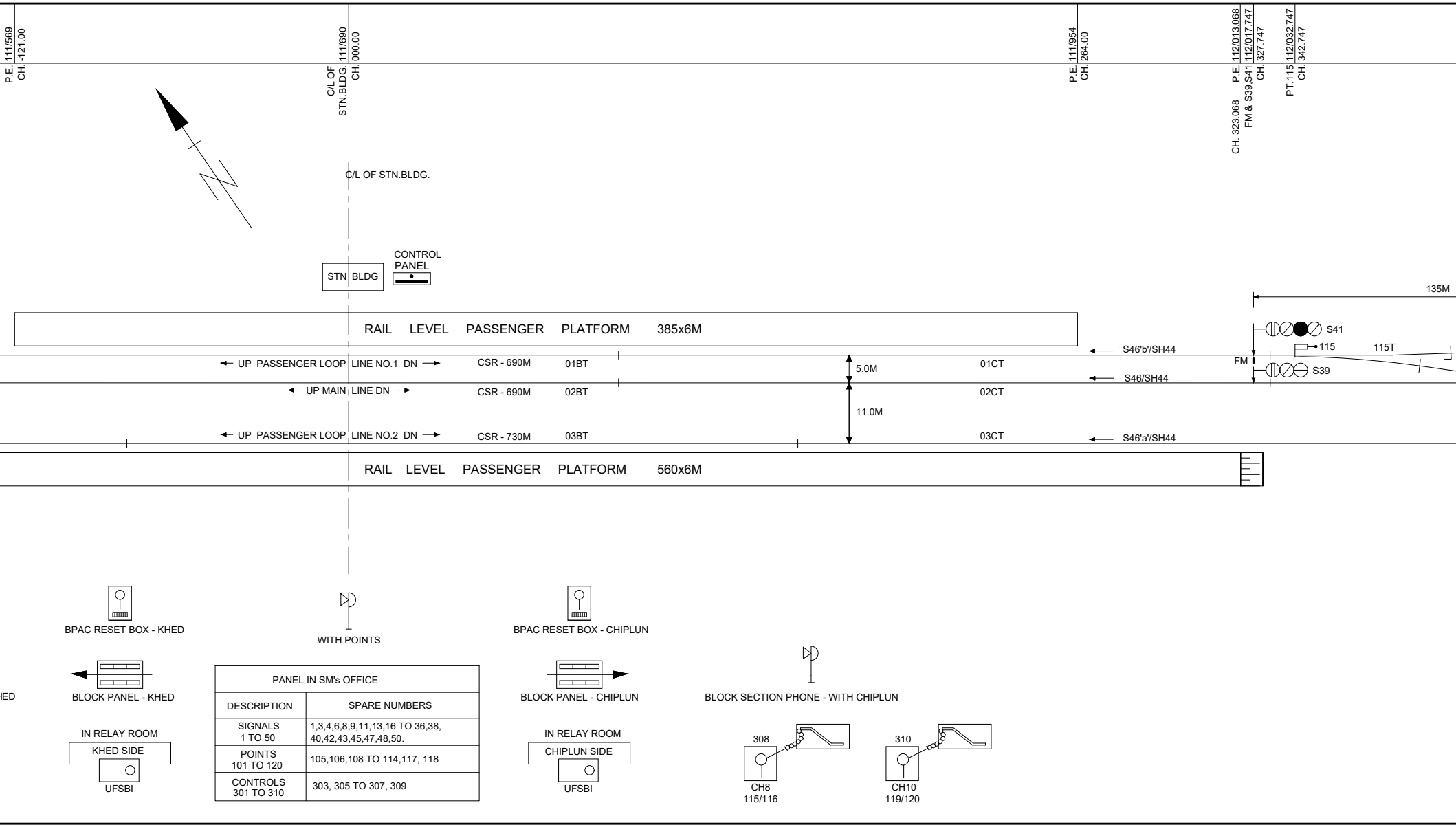
P.E. 111/569
CH. -121.00
C/L OF STN.BLDG. 111/690
CH. 000.00
P.E. 111/954
CH. 264.00
P.E. 112/013.068
CH. 323.068
FM & S39,S41 112/017.747
CH. 327.747
PT.115 112/032.747
CH. 342.747
C/L OF STN.BLDG.
CONTROL PANEL
STN BLDG
135M
RAIL LEVEL PASSENGER PLATFORM 385x6M
S41
S46'b'/SH44
115
115T
FM
S39
S46/SH44
UP PASSENGER LOOP LINE NO.1 DN
CSR - 690M
01BT
5.0M
01CT
UP MAIN LINE DN
CSR - 690M
02BT
02CT
11.0M
UP PASSENGER LOOP LINE NO.2 DN
CSR - 730M
03BT
03CT
S46'a'/SH44
RAIL LEVEL PASSENGER PLATFORM 560x6M
BPAC RESET BOX - KHED
WITH POINTS
BPAC RESET BOX - CHIPLUN
HED
BLOCK PANEL - KHED
BLOCK PANEL - CHIPLUN
BLOCK SECTION PHONE - WITH CHIPLUN
IN RELAY ROOM
KHED SIDE
UFSBI
IN RELAY ROOM
CHIPLUN SIDE
UFSBI
308
CH8
115/116
310
CH10
119/120

PANEL IN SM's OFFICE

DESCRIPTION	SPARE NUMBERS
SIGNALS 1 TO 50	1,3,4,6,8,9,11,13,16 TO 36,38, 40,42,43,45,47,48,50.
POINTS 101 TO 120	105,106,108 TO 114,117, 118
CONTROLS 301 TO 310	303, 305 TO 307, 309

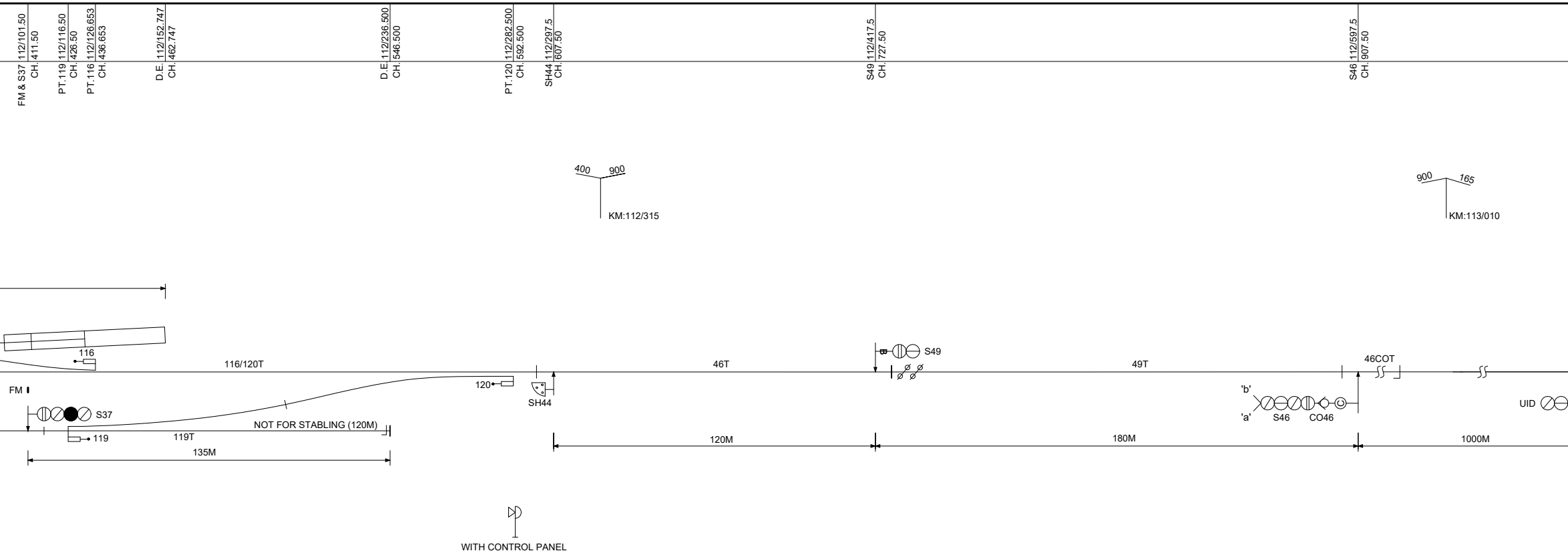
FM & S37 112/101.50 CH. 411.50
PT.119 112/116.50 CH. 426.50
PT.116 112/126.653 CH. 436.653
D.E. 112/152.747 CH. 462.747
D.E. 112/236.500 CH. 546.500
PT.120 112/282.500 CH. 592.500
SH44 112/297.5 CH. 607.50
S49 112/417.5 CH. 727.50
S46 112/597.5 CH. 907.50
400
900
KM:112/315
900
165
KM:113/010
116
116/120T
120
SH44
46T
S49
49T
46COT
FM
S37
119
119T
NOT FOR STABLING (120M)
135M
120M
180M
1000M
'b'
'a'
S46
CO46
UID
WITH CONTROL PANEL

SR. NO.	DESCRIPTION	REFERENCE TO APPLICATION	REFERENCE TO SANCTION
2.	**RECKONING THE ADEQUATE DISTANCE UNDER THE PROVISION OF G.R.3.40 :** (iv) FOR THE RECEPTION OF DOWN TRAIN ON LOOP LINE NO.2 FROM THE STARTER NO. S37 TO THE DEAD END WITH POINT NO.119/120 NORMAL. (iii) FOR THE RECEPTION OF AN UP TRAIN ON LOOP LINE NO.2 FROM THE STARTER NO. S14 TO WIRING TRAIN/TOWER WAGON/TTM SIDING WITH POINT NO. 101/102 NORMAL AND DERAIL SWITCH NO. 107 KEPT OPEN	KR/CO/SG/CRS DATED 17.04.18	KRCL/06/SG/2018-19 DATED 24.04.18
1.	**RECKONING THE ADEQUATE DISTANCE UNDER THE PROVISION OF G.R.3.40 :** (ii) FOR THE RECEPTION OF A DOWN TRAIN ON LOOP LINE NO.1 FROM THE STARTER NO. S41 TO THE SANDED DEAD END WITH POINT NO. 115/116 NORMAL (i) FOR THE RECEPTION OF AN UP TRAIN ON LOOP LINE NO.1 FROM THE STARTER NO. S10 TO THE SANDED DEAD END WITH POINT NO. 103/104 NORMAL.		

NATURE OF APPROVAL

5. SIGNALLING INSTALLATIONS SUIT TO 25 KV AC.

4. C.OP.S / KRCL AUTHORISATION OBTAINED ON SIG. PLAN NO.- KRC / CO / CSTE / RN / 71; DTD. 7/06/1995 DN DISTANT SIGNAL (DD) IMMEDAITELY TO THE LEFT ON THE LINE TO WHICH THEY REFER.

3. SANDED DEAD END AS PER DRG. NO. RDSO / T-347.

2. A CO-OPERATIVE RESET BOXES ARE PROVIDED IN SM'S OFFICE AT ANJANI STATION FOR ANJANI - KHED AND ANJANI - CHIPLUN SEC IN CASE OF FAILURE OF BPAC, THE SYSTEM HAS TO BE RESET DU ENSURING THE COMPLETE ARRIVAL OF LAST DEALT TRAIN.

NOTE :- 1. BLOCK PANELS ALONG WITH UFSBI & BPAC (WITH HASSDAC) ARE PROVIDED FOR ANJANI - KHED AND ANJANI - CHIPLUN SECTION.

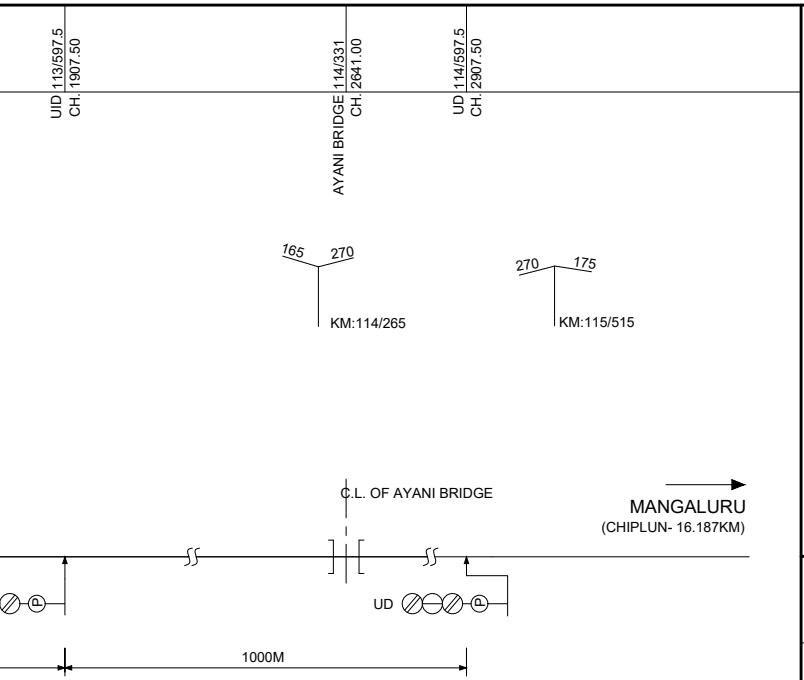
UID 113/597.5
CH. 1907.50
AYANI BRIDGE 114/331
CH. 2641.00
UD 114/597.5
CH. 2907.50
165
270
KM:114/265
270
175
KM:115/515
C.L. OF AYANI BRIDGE
MANGALURU
(CHIPLUN- 16.187KM)
UD
1000M

UP - SIGNAL ASPECT CONTROL CHART

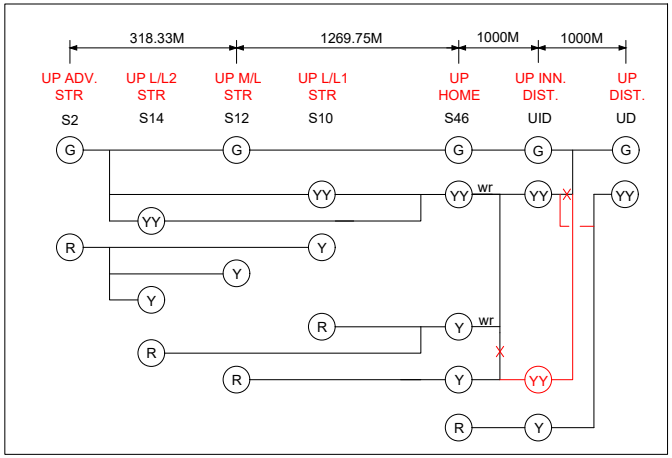
318.33M
1269.75M
1000M
1000M
UP ADV. STR
S2
UP L/L2 STR
S14
UP M/L STR
S12
UP L/L1 STR
S10
UP HOME
S46
UP INN. DIST.
UID
UP DIST.
UD
G
YY
R
Y
wr

CTION.
LY

wr - WITH ROUTE INDICATOR

कोंकण रेलवे कॉर्पोरेशन लिमिटेड - सीओ, बेलापुर
KONKAN RAILWAY CORPORATION LIMITED - CO, BELAPUR

अन्तर्पाशन मानक STANDARD OF INTERLOCKING	III(R)	RATNAGIRI REGION रत्नागिरी क्षेत्र	अंजनी सिगनलिंग नक्शा	ANJANI SIGNALLING PLAN
स्टेशन वर्ग CLASS OF STATION	B			
स्केल SCALE	TRANSVERSE - 1 : 500	आरेख संख्या : के आर/सी ओ/एस जी/डब्ल्य**3**/**71**/एस पी DRG. NO. - KR / CO / SG / W3 / 71 / SP		
	LONGITUDINAL - 1 : 1000	अनुकूल अभियांत्रिकी नक्शा संख्या : के आर/आर एन/यार्ड/ए एन ओ/**08**/ए TO SUIT ENGG. PLAN NO. - KR / RN / YARD / ANO / 08 / A		
रेल संरक्षा आयुक्त मंजूरी संख्या CRS SANCTION NO.	KRCL/04/2019-20; DTD.- 09/05/2019 (FOR LOOPLINE NO.2)	सुपरशेडेड आरेख संख्या : के आर/सी ओ/एस जी/डब्ल्यू**2**/**71**/एस पी SUPERSEDED DRG. NO. - KR / CO / SG / W2 / 71 / SP		

IN CONNECTION WITH, i) COMPLETION DRAWING FOR ADDITIONAL PASSENGER LOOP LINE NO.2 AND WIRING TRAIN / TOWER WAGON / TTM SIDING AT LOOP LINE NO.2 (ROHA END) ii) UPDATION OF PLAN AS PER THE OBSERVATION OF CRS VIDE LETTER NO.- KRCL/393 DATED 07/08/2020 iii) CONVERSION OF NON-RE TO RE	25/8/2020	25/8/20	27/08/2020	Digitally signed by M M TORASKAR Date: 2020.08.30 23:53:57 +05'30'	D MAGESH Digitally signed by D MAGESH Date: 2020.08.31 09:32:11 +05'30'	ASHISH APTE c=IN, o=KONKAN RAILWAY CORPORATION LIMITED, postalCode=400614, st=Maharashtra, 2.5.4.20=b47769dc29bd4e60b543a27b1aa2c2bf3111ad0babe0b7cb476ac2934834eba4, cn=ASHISH APTE 2020.08.31 18:32:49 +05'30'	V. C. SINHA Digitally signed by V. C. SINHA DN: c=IN, o=KONKAN RAILWAY CORPORATION LIMITED, ou=com, cn=V. C. SINHA, postalCode=400614, 2.5.4.20=c5915d294776247c32476320e8b0fed7972352b0f1b43ae0e8e0ac09c2d0cde5, st=Maharashtra Date: 2020.09.07 13:14:13 +05'30'
	एन.पी.बैकर N.P.BAIKAR जे.टी.ए (आरेख) JTA (DWG)	पी.एम.वीरकर P.M.VIRKAR जे.टी.ए (आरेख) JTA (DWG)	टी.आर.सावंत T.R.SAWANT व.सेक्शन इंजी. (सि.एवं दू.) SSE (S&T)	एम.एम.तोरसकर M.M.TORASKAR व. सि. एवं दू. सं. इंजी. (डी. एवं डी.) SSTE (D&D)	डी. मगेश D. MAGESH उप मु. सि. एवं दू. सं. इंजी. (समन्वय) DY. CSTE (CO-ORD)	आशीष आपटे ASHISH APTE मुख्य सि. एवं दू. सं. इंजी. CSTE	व्ही. सी. सिन्हा V. C. SINHA मुख्य परिचालन प्रबंधक C.O.M.
विवरण DESCRIPTION	तैयारकर्ता PREPARED BY		जांचकर्ता CHECKED BY			अनुमोदनकर्ता APPROVED BY	
संदर्भ REFERENCE	PREVIOUS ENGG. PLAN NO. - KR / RN / D / B / 125 / R1, R2, R3, R4, R5, R6, R7						
	PREVIOUS SIG. PLAN NO. - KRC / CO / CSTE / RN / 71 / A, B, C; KR / CO / SG / W1 / 71 / SP; KR / CO / SG / OL / 71 / SP						